

Class 20/3 Locomotive Owner's Information

Many thanks for purchasing one of our **Bachmann Branchline** Class 20/3 Locomotives. A lot of care was taken producing your model and we hope you enjoy it for many years to come.

Please note: This model has been designed to run on curves of **no less than 2nd Radius (438mm)**. We recommend that you don't use anything smaller as this may result in the model derailling.

For analogue use we recommend using a controller with a smoothed output. If you have any doubts please consult the controller manufacturer before operating this model. Do not use with Electronic Track Cleaners.

1. Locomotive Information

Motor Type: Five Pole, Twin Shaft Motor

DCC Compatibility: Plux22 Decoder socket in Body (SOUND FITTED models come pre-fitted with Sound Decoder)

Recommended Decoder: Bachmann **36-570** Plux22 Loco-Decoder

Speaker: Factory Fitted to all models (0.7/1 Watt / 8 Ohm)

Electrical Pickup: All Wheels

2. Accessories

Although our models are highly detailed and ready to run straight from the box, we also supply optional accessories to be fitted by the owner if they wish. Some of the accessories should only be fitted for static display as they may affect coupling or running quality, these parts will be labelled as such below.

Please note: PVA based adhesive should be used for the fitting of accessories.

fig.1

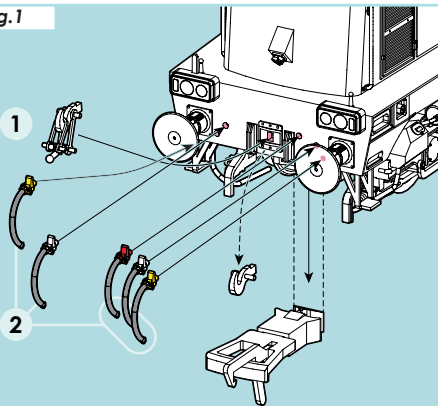


fig.2

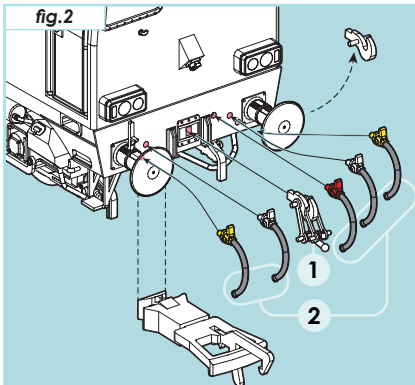
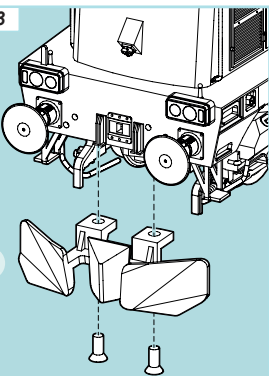


fig.3



- 1 **Screw-link Couplings***
- 2 **Buffer Beam Pipes***
Yellow - Engine Control Air Pipe
White - Air Pipe
Red - Air Brake Pipe
- 3 **Snow Plough***
- 4 **Chassis Detail (Static Display Only)**
- 5 **Plux22 DCC Blanking Plate**
Supplied with SOUND FITTED models only. Can be used to replace the Sound Decoder for use on analogue control without sound effects.

*** Only fit if Standard Coupling has been removed.**

fig.4

