

4. Lubrication

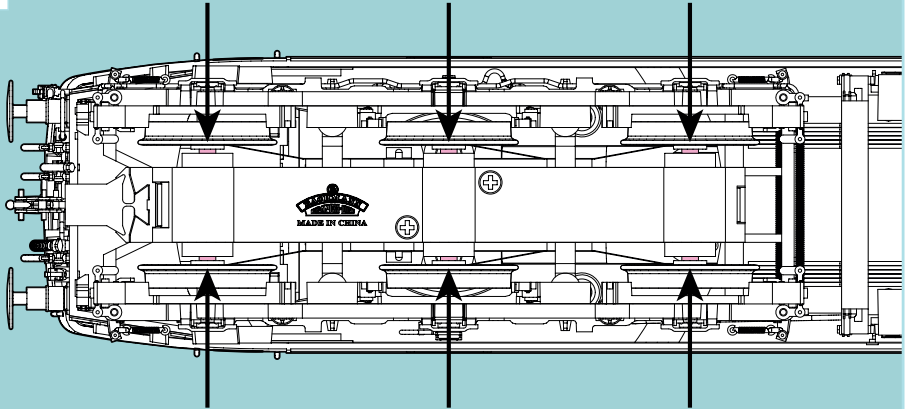
All Bachmann Branchline Locomotives are supplied ready lubricated and can be used straight from the box. Over time your locomotive will require some additional lubrication, when will depend on the frequency of use and storage, so please inspect your model on a regular basis.

If the driving wheel axles appear dry and no lubricant is visible (where shown pink in **fig.9**), it would be advisable to lubricate your model. Repeat for other bogie.

Please note:

A plastic compatible lubricant is required. We recommend the use of either **Bachmann Trains E-Z Lube Light Gear Oil 99984** or **Woodland Scenics Hob-E-Lube Life Oil WHL654**.

Fig.9



5. Retail Accessories

Selected accessories are available to purchase from your local Bachmann stockist to keep your new model in good order for years to come including:

36-570 – Bachmann Plux22 DCC Loco-Decoder, add a DCC decoder to use your model on a DCC system such as Bachmann's Dynamis Ultima system.

36-061 – Short Straight NEM Coupling with Pocket (x10)

6. Lighting Feature Switches - DC/Analogue Operation

For authentic operation when used on Analogue control, your model features directional lighting when power is applied.

There are two switches located on the underside of the chassis within the battery boxes or fuel tanks depending on your model. (**Fig.10**). These switches allow extra control over your lighting features when operated on a DC controlled layout or track.

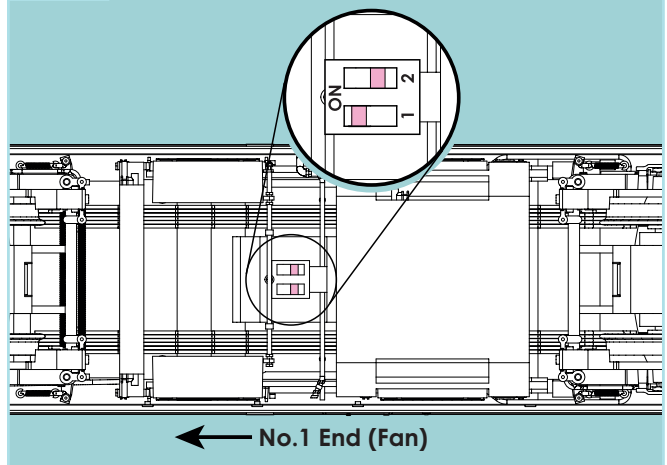
Switches

1. No.1 End Directional Lights
2. No.2 End Directional Lights

Please note:

For information on lighting feature control under DCC operation, please see **Page 5**.

Fig.10



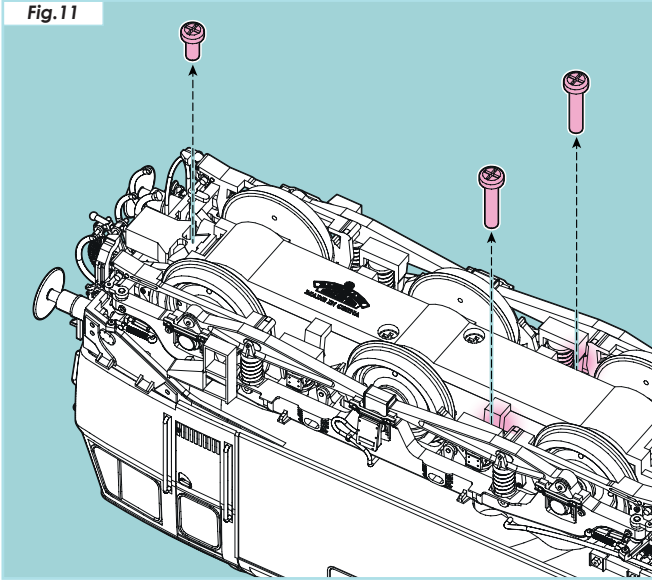
7. DCC Decoder & Sound Decoder Fitting - Plux22

Please Note: SOUND FITTED and SOUND FITTED Deluxe models come with a DCC Decoder already fitted.

Digital Command Control (DCC) allows for greater functionality and control over the models on your layout: such as the simultaneous control of speed & direction of multiple Locomotives, enables the use of DCC controlled track, points and other DCC Decoder fitted accessories and unlocks the full potential of SOUND FITTED and SOUND FITTED Deluxe models bringing a whole new level of realism to your model railway.

This Class 47 model comes with factory fitted twin speakers as standard, all that's required to bring Sound to your model is a Plux22 Sound Decoder pre-programmed with the sound file of your choice.

Fig.11



1 & 2. Remove the Body Screws located on the underside of the chassis.

The inner four screws can be accessed through the bogie between the inner two sets of wheels using a long screwdriver

The two screws located under the cabs can be accessed by rotating the bogie and inserting a screwdriver through the gap at the outer ends. (Figs. 11 & 12).

Fig.12

